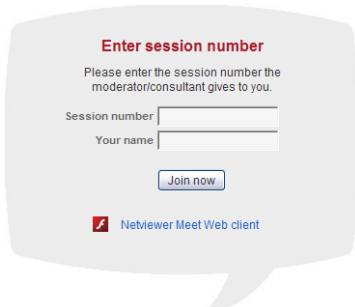



Netviewer WebStarter



Enter session number
Please enter the session number the moderator/consultant gives to you.

Session number

Your name

 [Netviewer Meet Web client](#)

Quick Guide: Embedding Netviewer WebStarter

Netviewer WebStarter enables you and your customers to comfortably start all kinds of Netviewer participant programs from one single spot on your own website.

What does Netviewer WebStarter do?

Netviewer WebStarter...

- identifies the operating system. Supported operating systems are currently Windows and Macintosh. For Netviewer Meet sessions, if the user does not use either of those systems or the system is not identified, the platform independent Web client will start.
- identifies the product and which participant program is required for participating in the session (Netviewer Meet or Support).
- identifies the language of the participant. This is done using the browser language. If this is not recognized or if the browser language is not supported by Netviewer, English is used as the default language. The WebStarter is available in the languages German, English, French, Spanish, Italian, Dutch, Polish, Russian and Swedish.
- checks whether Java is installed and activated. If yes, Java is used to start the application and the participation is possible with just one click. If not, the program is available for download and can be run with only a few clicks more.
- distinguishes by the session number between the old system (versions 2-5 with six-digit session number) and the new system (starting from version 6 with nine-digit session number) and delivers the required participant program.
- always delivers the most current versions of the Netviewer participant programs.
- recognizes if the user interface of your program has been customized and provides the participant program for Windows to the participant with your corporate design.

Simply embed Netviewer WebStarter as an iFrame into your own website.

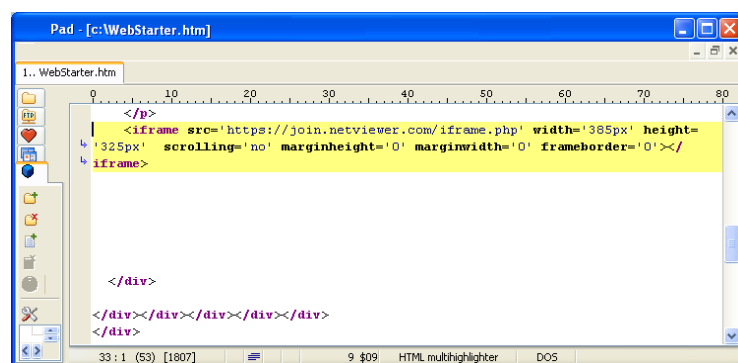
Here is how:

1. Copy the following code snippet.

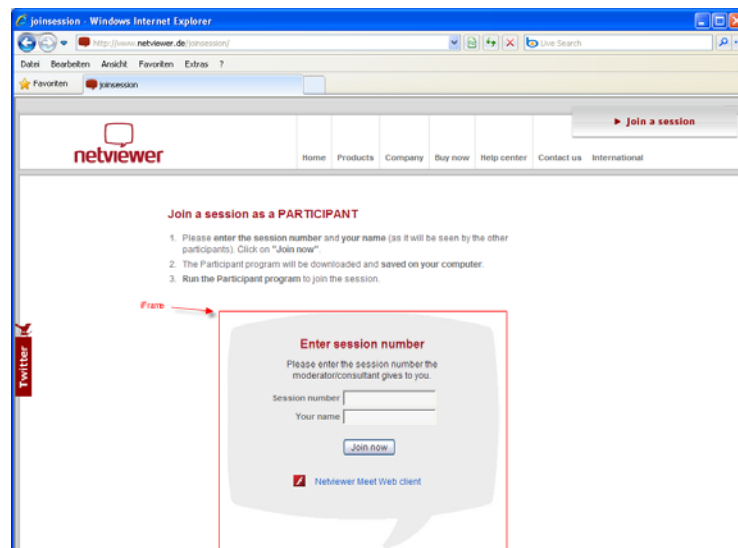
```
<iframe src='https://join.netviewer.com/iframe.php' width='385px' height='325px' scrolling='no' marginheight='0' marginwidth='0' frameborder='0'></iframe>
```

2. Paste the code snippet into your HTML page:

Example:



Result:



Original size of the WebStarter iFrame: 385 x 325 pixels

Legal notice:

Netviewer AG reserves the right to change the function, the shape or the design of the WebStarter without notice. The integration of the WebStarter into a customer's own web site by the customer is voluntary and free of charge for customers. Netviewer AG, however, reserves the right to prohibit the integration and usage of the WebStarter in case of abuse or for other reasons, which Netviewer is not obliged to mention. For direct or indirect damages, including consequential material or immaterial, resulting from the integration or application of the WebStarter, no liability is assumed. A legal claim on troubleshooting or functional change does not exist.