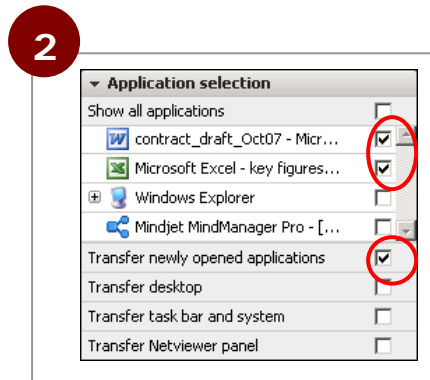


# Application Selection

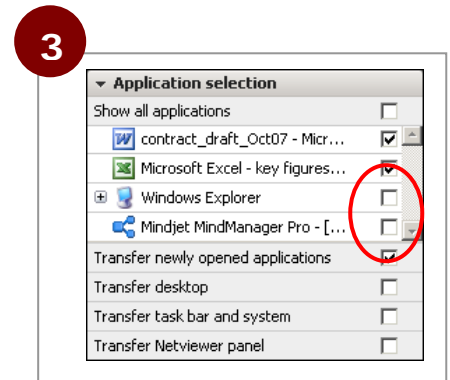
The user who shows his or her screen during a Netviewer session always retains the ability to select which applications and elements will be visible to the session partners.



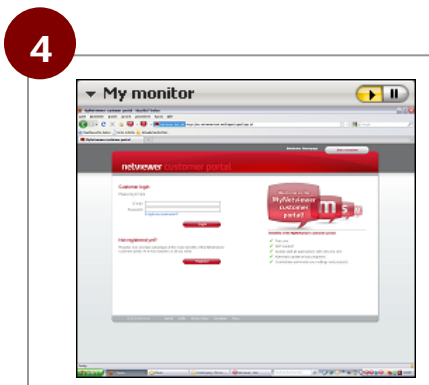
1 When showing your screen, click on the *Application selection* tray's title bar to open the tray.




2 When the tray opens, place a check mark next to each application, document, and screen element that you wish to transfer.



3 To block transmission of any opened applications, documents, or screen elements, remove the respective check mark.



4  Tip: Use the *My Monitor* tray to see how your screen appears to your session partners.