


Remote control

When a session partner is showing his screen, Remote Control enables you to control his computer with mouse and keyboard commands. Only applications and screen elements that the session partner has released for transfer can be controlled remotely.

 **Important:** Remote Control rights can be revoked at any time by pressing security key F11.


1

Only a (Co-) moderator can grant remote control rights



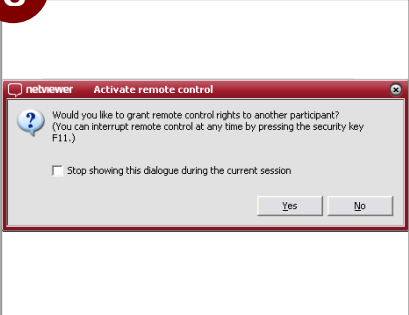
As the (Co-)moderator, you can grant remote control rights to a session partner or to yourself.

2




Choose from the drop-down menu in the *Session* tray to whom you wish to grant remote control rights.

3




The participant in Show mode will then see a query that asks him to approve the granting of Remote Control rights.

4



If he agrees, the other session partner will receive Remote Control rights.

5



A small hand-shaped symbol in the title bar of the Netviewer window tells the participant that he currently has Remote Control rights.