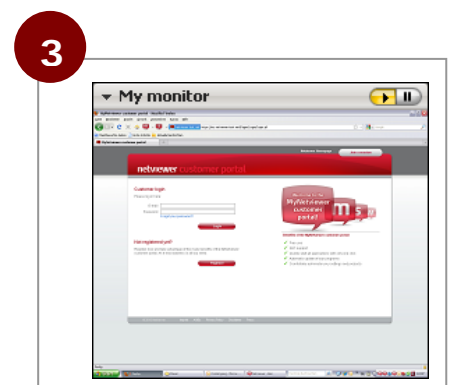
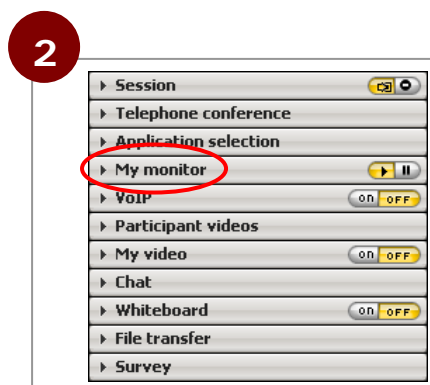
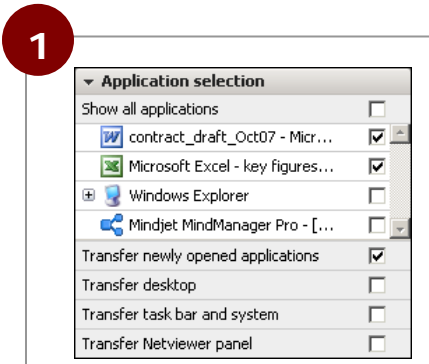



My monitor

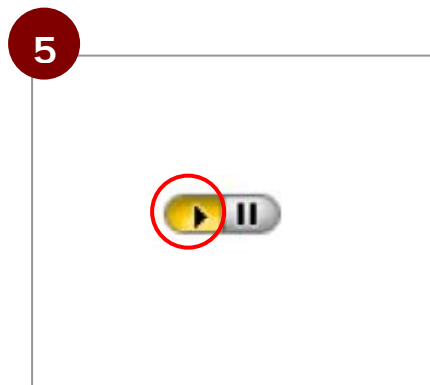
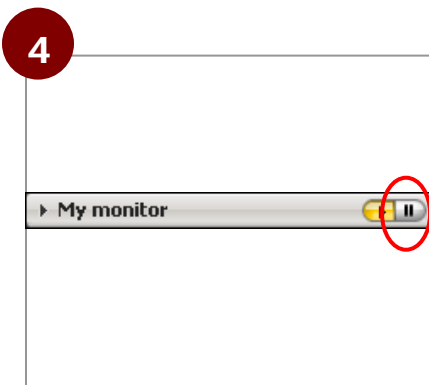
The user who shows his or her screen during a Netviewer session always retains the ability to monitor which applications are visible to the other participants - and which are not visible. You can also temporarily freeze transmission of your screen in order to perform tasks that the other participants may not see.



 Tip: In the *Application Selection* tray, select which applications and documents you wish to transfer.

When showing your screen, click on the *My monitor* tray's title bar.

Here you can view how your session partner sees your screen.



To temporarily pause transmission of your screen, click on the *Pause* button; this will switch you to a static image.

Click on the *Arrow* button to restart transmission of the current content of your screen.